



US0D1037912S

(12) **United States Design Patent** (10) **Patent No.:** **US D1,037,912 S**
Bond, Sr. (45) **Date of Patent:** **** Aug. 6, 2024**

(54) **PENDANT**

FOREIGN PATENT DOCUMENTS

(71) Applicant: **24 Minute Ministry, Inc**, Austin, TX
(US)

CN 308538647 * 3/2024

(72) Inventor: **Johnnie Daniel Bond, Sr.**, Austin, TX
(US)

OTHER PUBLICATIONS

(**) Term: **15 Years**

Handmade Store—Pregnancy Gift, available May 15, 2024, online, site visited May 15, 2024. Available online, URL: <https://www.amazon.com/Pregnancy-pregnant-Woman-fetus-Necklace/dp/B01N06EM2V> (Year: 2024).*

(21) Appl. No.: **29/916,155**

Golden Pregnant Woman Pendant, available May 15, 2024, online, site visited May 15, 2024. Available online, URL: <https://www.etsy.com/listing/991598784/1-golden-pregnant-woman-pendant> (Year: 2024).*

(22) Filed: **Nov. 8, 2023**

(51) **LOC (14) Cl.** **11-01**

(52) **U.S. Cl.**
USPC **D11/81**

* cited by examiner

(58) **Field of Classification Search**
USPC D11/7, 8, 43-45, 53, 54, 56, 61, 79-81,
D11/83, 85; D3/207, 211
CPC A44C 25/001; A44C 25/002; A44C 25/007
See application file for complete search history.

Primary Examiner — W. A. Teddy Falloway

Assistant Examiner — Sarah J Ault

(74) *Attorney, Agent, or Firm* — Stonebridge IP, PLLC

(56) **References Cited**

(57) **CLAIM**

The ornamental design for a pendant, as shown and described.

U.S. PATENT DOCUMENTS

DESCRIPTION

D248,844	S	*	8/1978	Campbell	D11/83
5,800,180	A		9/1998	Casement et al.		
7,121,117	B2		10/2006	Gruosi-Scheufele		
D565,458	S	*	4/2008	Jordan	D11/160
D585,664	S	*	2/2009	MacGillivray	D6/682.6
D715,679	S	*	10/2014	Ochoa	D11/80
9,293,068	B1		3/2016	Hibbert		
D768,341	S		8/2016	Woertz		
D943,453	S	*	2/2022	Williams	D11/79
D945,309	S	*	3/2022	Demark	D11/86
D966,926	S	*	10/2022	Dekker	D11/81
D992,442	S	*	7/2023	McLachlan	D11/7
D996,274	S	*	8/2023	Anderson	D11/79
D1,006,669	S	*	12/2023	Marking	D11/79
D1,008,861	S	*	12/2023	Myers	D11/79
D1,020,522	S	*	4/2024	Arends	D11/79
D1,022,780	S	*	4/2024	Fang	D11/81
2010/0251768	A1		10/2010	Mcanally		
2021/0401128	A1		12/2021	Phillips		

FIG. 1 is a front perspective view of a pendant showing the claimed design.

FIG. 2 is a back perspective view of a pendant showing the claimed design.

FIG. 3 is a front view thereof.

FIG. 4 is a back view thereof.

FIG. 5 is a left side view thereof.

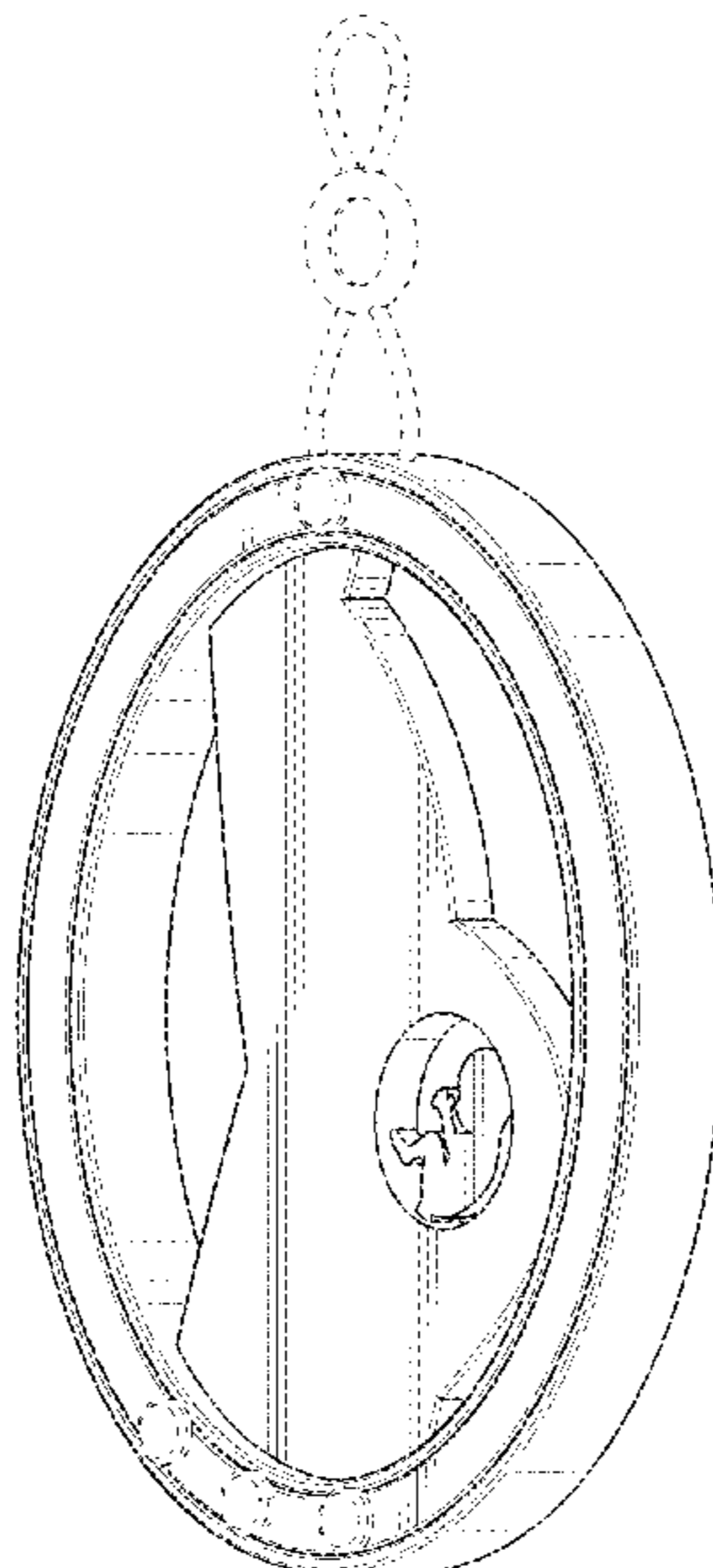
FIG. 6 is a right side view thereof.

FIG. 7 is a top view thereof; and,

FIG. 8 is a bottom view thereof.

The broken lines in FIGS. 1-8 show portions of a pendant, a connector and jewels, that form no part of the claimed design.

1 Claim, 6 Drawing Sheets



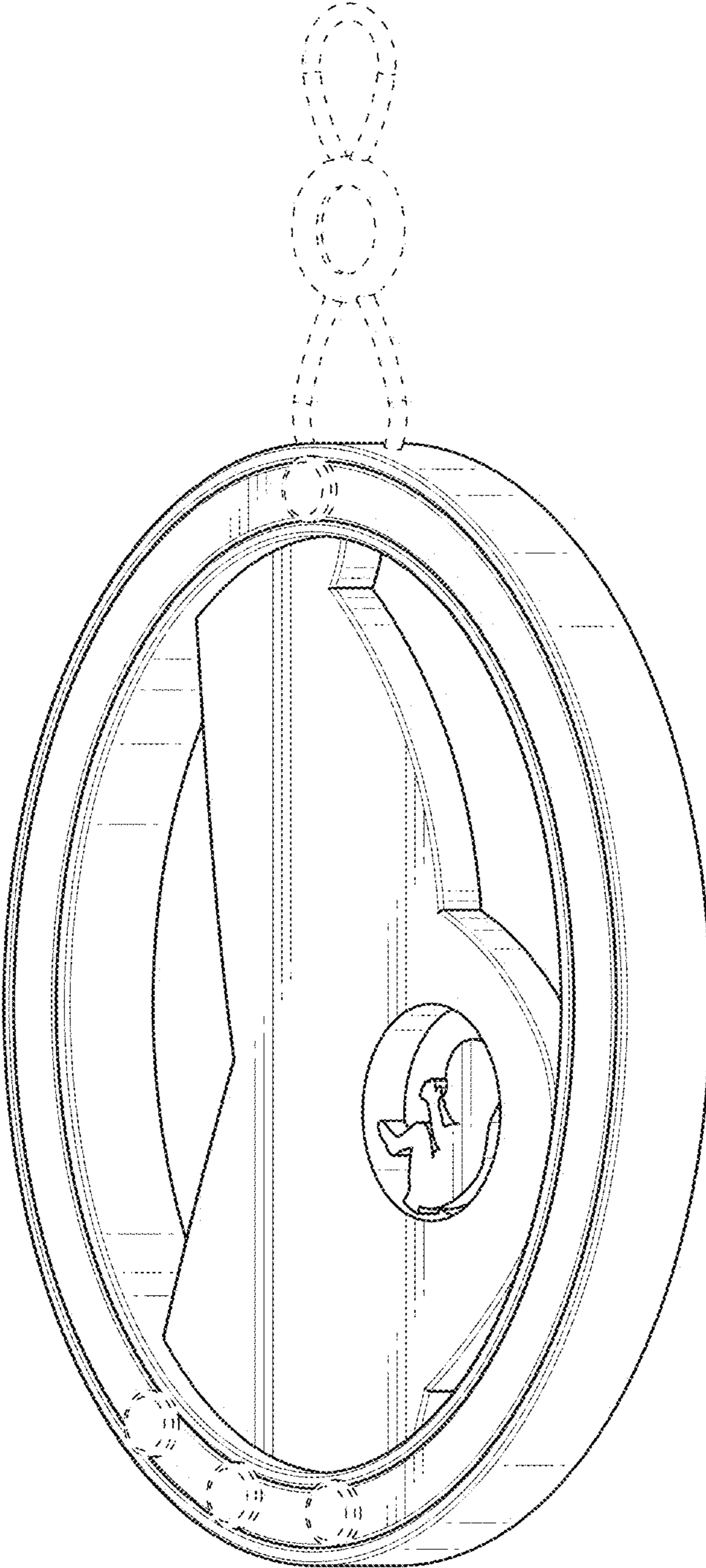


FIG. 1

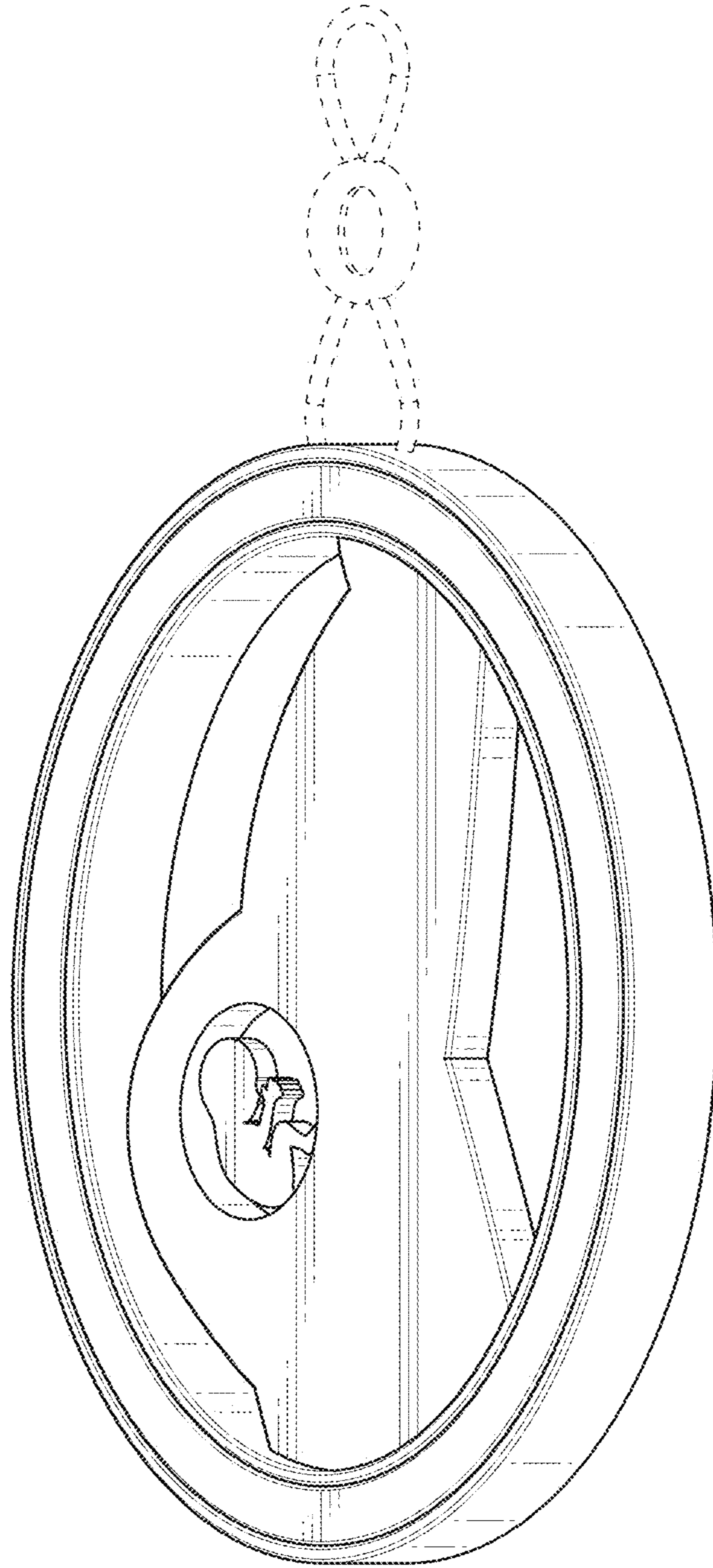


FIG. 2

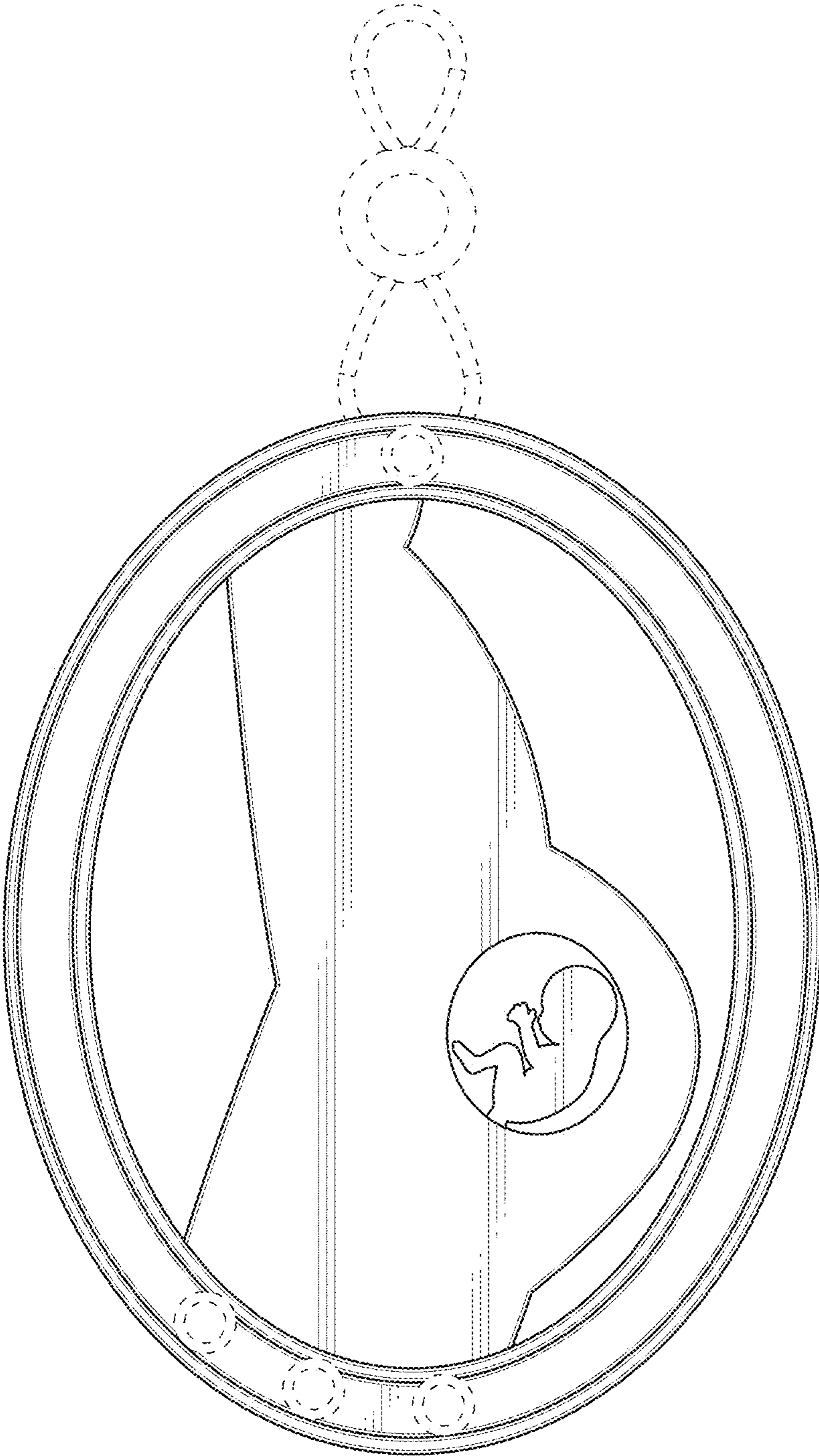


FIG. 3

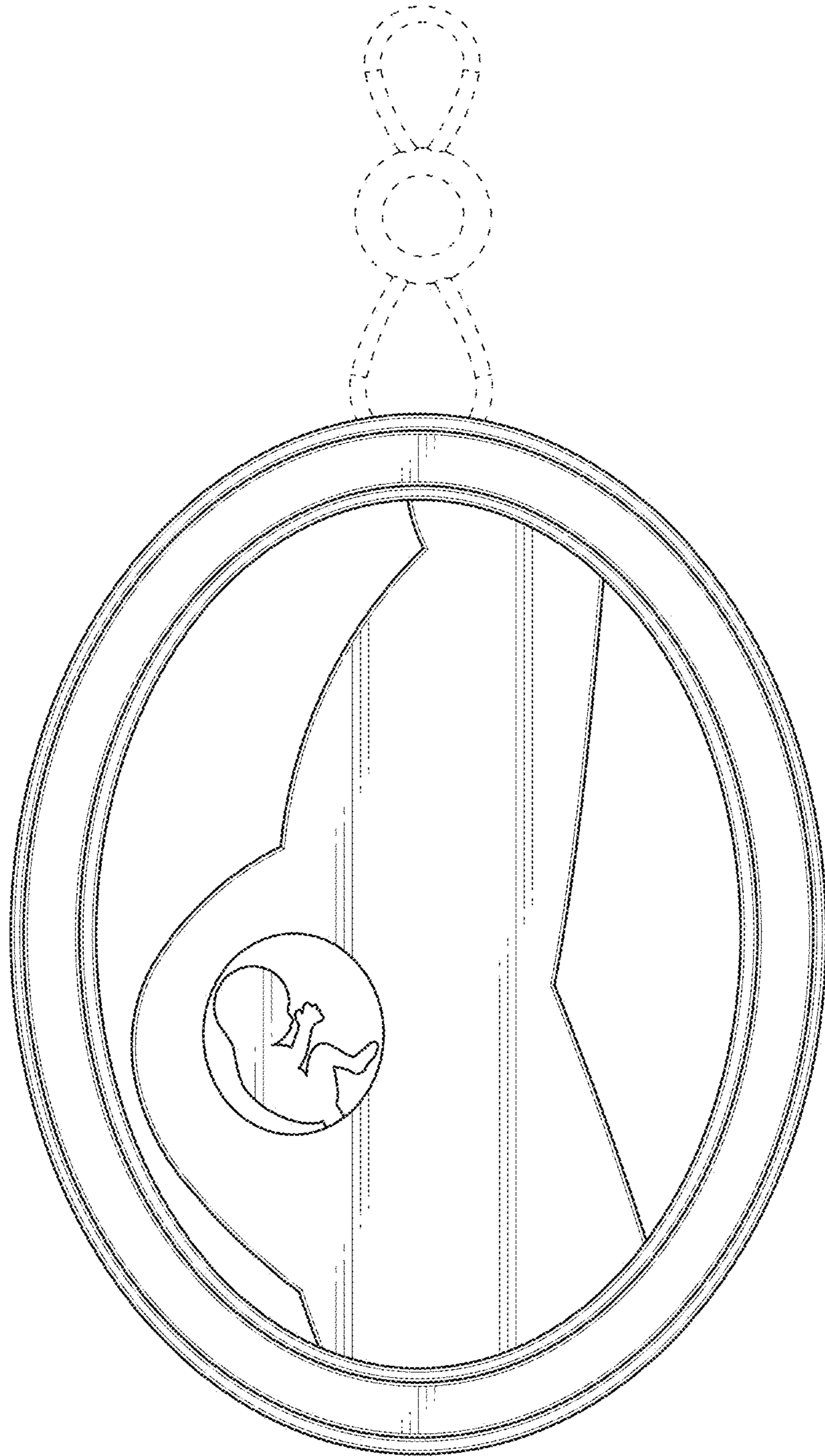


FIG. 4

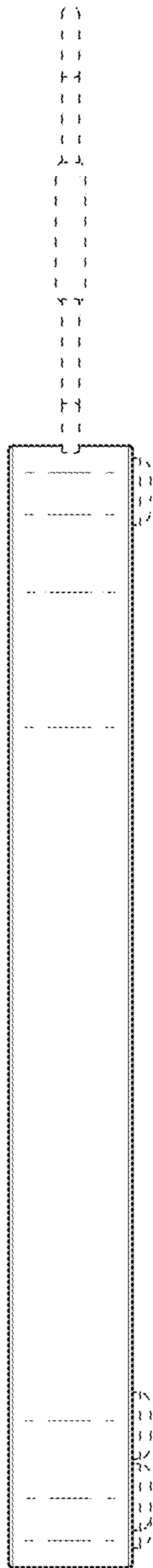


FIG. 5




FIG. 6

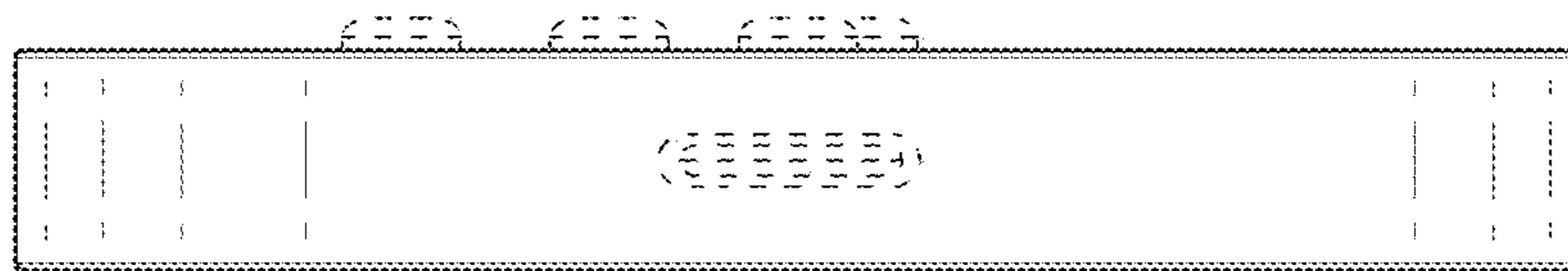


FIG. 7

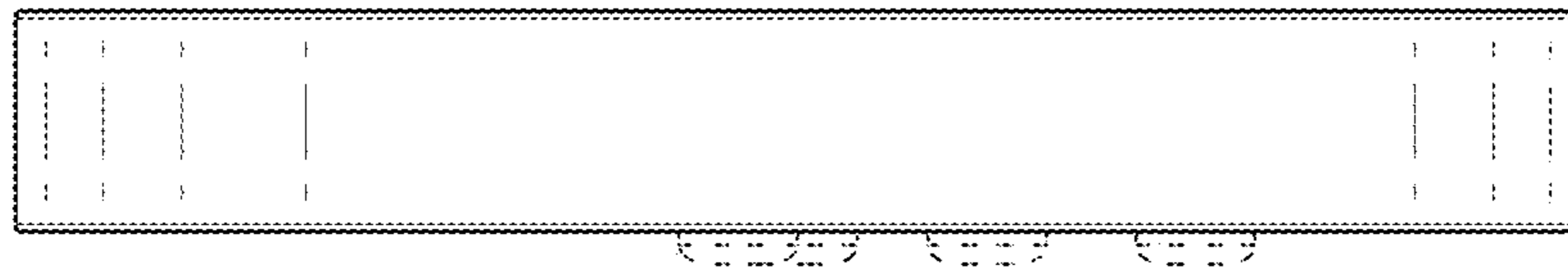


FIG. 8